
April 9th, 2026

**Board of Directors Members Present
in Person:**

Members Present via MS Teams:

**North Sound Behavioral Health
Administrative Services Organization
(North Sound BH-ASO) Staff Present:**

Guests Present:

- 1. Call to Order and Introductions** – Chair
- 2. Tribal Acknowledgement** – Chair
[Tribal Behavioral Health | North Sound BH-ASO \(nsbhaso.org\)](https://www.nsbhaso.org)
- 3. Revisions to the Agenda** – Chair
- 4. Approval of the March 12th, 2026, Minutes, Motion #26-13** – Chair... Attachment
- 5. Comments & Announcements from the Chair** - Chair
- 6. Reports from Members** - Chair
- 7. Comments from the Public** - Chair
- 8. Report from the Advisory Board** (Available at Meeting) Attachment
Kara Allen, Advisory Board Chair
- 9. Report from the Finance Officer** (Available at Meeting) Attachment
Kim Nakatani, Senior Accountant
- 10. Report from the Governance Operations Committee** - Chair

All matters listed with the Consent Agenda have been distributed to each Member for reading and study, are considered to be routine, and will be enacted by one action of the Board of Directors with no separate discussion. If separate discussion is desired, the item may be removed from the Consent Agenda and placed on the Regular Agenda by request of a Member.

Consent Agenda - Chair (Available at Meeting)Attachment

Motion #26-14

- To review and approve the North Sound Behavioral Health Administrative Services Organization claims paid from March 1st, 2026, through March 31st, 2026, in the amount of \$.
- Payroll for the month of March in the amount of \$ and associated employer benefits in the amount of \$.

11. Action Items – Lindsay Lopes, Deputy Director

For Board Approval

Health Care Authority

- North Sound BH-ASO received an off-cycle amendment to its contract with the Health Care Authority (HCA-NS BH-ASO-K8347 AMD 3), resulting in a **net funding decrease of \$401,260**. Key changes include:
 - This amendment provides the following funding adjustments:
 - Funding Carry-Over
 - **\$495,225 – System of Care (SOC) Grant (Carry-Over Funds)**
 - Supports enhancements to existing youth Mobile Rapid Response Crisis Teams (MRRCT) in Snohomish County.
 - Carry-over funds do not impact budget.
 - Funds available: January 1, 2026 – September 29, 2026
 - Funding Increase
 - **\$50,000 – Tribal Designated Crisis Responder (DCR) Academy & Technical Assistance**
 - Supports training and technical assistance Tribal DCRs.
 - Funds available: January 1, 2026 – June 30, 2026
 - Funding Reduction/Correction
 - **(\$130,142) – Client Services in Facilities**
 - Adjustment to correct an over-allocation included in the January 1, 2026 amendment.
 - Original amount: \$795,516 → Revised amount: \$665,142.
 - Funds available: January 1, 2026 – June 30, 2026
 - **(\$320,879) – Crisis Endorsement Teams**
 - Adjustment to correct an over-allocation included in the January 1, 2026 amendment.
 - Original amount: \$616,346 → Revised amount: \$295,467.00.
 - Funds available: January 1, 2026 – June 30, 2026

- No changes to program scope or service delivery are associated with this amendment beyond the funding adjustments noted above.

Motion #26-15

HCA-NS BH-ASO-K8347 AMD 3 providing a net funding decrease of \$401,260.00, including addition funding for Tribal Designated Crisis Responder Academy and Technical Assistance (1/1/26 – 6/30/26), reduction in Client Services in Facilities funding, as presented (1/1/26 – 6/30/26), and reduction in Crisis Endorsement Teams funding.

Compass Health

- This is the downstream contract to add the \$495,225 of carry-over funds from HCA for enhancements to existing youth Mobile Rapid Response Crisis Teams (MRRCT) in Snohomish County
- These funds are to be used to enhance the existing Child, Family and Youth Crisis Team with Compass Health.

Motion #26-16

NS BH-ASO-COMPASS HEALTH-ICCN-26 AMD 2 to approve one-time funding in the amount of \$495,083 for youth MRCCT enhancements for the period of January 1, 2026, to September 29, 2026.

Salish Sea Psychotherapy and Consultation

- North Sound BH-ASO is currently partnered with Salish Sea Psychotherapy and Consultation to provide Tribal DCR Technical Assistance.
- This motion provides additional funding in the amount of \$15,000.00 for March 2026 and April 2026 invoices.

Motion #26-17

NS BH-ASO-SSPC-PSC-26 AMD 1 to provide Tribal Designated Crisis Responder Technical Assistance. The term of the contract is January 1, 2026 – June 30, 2026. The maximum consideration of this contract is \$15,000.00.

Evergreen Recovery Centers

- North Sound BH-ASO, in partnership with San Juan County Health & Community Services and the San Juan County Sheriff's Office, sought proposals for the provision of a Behavioral Health Co-Responder Program in San Juan County Washington.
- The program aims to provide behavioral health crisis intervention services by embedding a licensed behavioral health professional within law enforcement teams to respond to incidents involving individuals with mental health issues or behavioral crises.
- Two providers submitted applications and Evergreen Recovery Centers was the successful bidder.
 - The submitted annual budget is \$222,655.46, which does include one-time costs.

Motion #26-18

NS-BH-ASO-ERC-ICN-26 AMD 1 to approve Federal Block Grant (FBG) funding in the amount of \$55,663 for a BH Co-Responder in San Juan County for the period of April 1, 2026 – June 30, 2026.

12. Report from the Executive Director

JanRose Ottaway Martin, Executive Director

Crisis Metrics Report.....Attachment

13. Adjourn - Chair

Next Meeting: May 14th, 2026

Board of Directors

Meeting Minutes

March 12th, 2026

Board of Directors Members Present in Person:

- Barry Buchanan, Board Chair, County Council; Whatcom County
- Justin Paulsen, County Council; San Juan County/New Board Chair taking over for Barry Buchanan
- George Kosovich, Manager, Community Services Division, designated alternate for Peter Browning, Commissioner; Skagit County
- Amanda Franke, Human Services, designated alternate for Dave Somers, County Executive; Snohomish County

Members Present via MS Teams:

- Malora Christensen, Response Systems Division Manager, designated alternate for Satpal, Sidhu, County Executive; Whatcom County
- Jami Mitchell, Human Services, designated alternate for Justin Paulsen, County Council; San Juan County
- Lynda Austin, Island County Human Services, designated alternate for Jill Johnson, Commissioner; Island County
- Cynthia Foley: Senior Legislative Analyst, designated alternate for Strom Peterson, County Council; Snohomish County

North Sound Behavioral Health Administrative Services Organization (North Sound BH-ASO) Staff Present:

- JanRose Ottaway Martin, Executive Director
- Lindsay Lopes, Deputy Director
- Kim Nakatani, Sr. Accountant
- Lisa Hudspeth, Contracts Manager
- Keyna Strube, Accounting Specialist
- Maria Arreola, Sr. Admin Assistant
- Joanie Wenzl, Clerk of the Board

Guests Present:

No guests were present

Call to Order and Introductions – Chair

The new Chair, Justin Paulsen, had the board members introduce themselves

Tribal Acknowledgement – Chair

[Tribal Behavioral Health | North Sound BH-ASO \(nsbhaso.org\)](https://www.nsbhaso.org)

The Chair read the Tribal Acknowledgement

Revisions to the Agenda – Chair

No revisions to the agenda were requested

Approval of the February 12th, 2026, Minutes, Motion #26-08 – Chair

Barry Buchanan moved the motion for approval, George Kosovich seconded, all in favor, none opposed, motion #26-08 carried

Comments & Announcements from the Chair – Chair

The Chair noted that no decisions were made during the Governance and Operations Meeting other than to forward on the financials to the full board

Reports from Members – Chair

Board Members gave updates on the behavioral health efforts in their respective counties

Comments from the Public – Chair

There were no comments from the public, as none were in attendance

Report from the Advisory Board

JanRose Ottaway Martin gave the report from the Advisory Board, as the Advisory Board Chair was no in attendance

Report from the Finance Officer

Kim Nakatani, Senior Accountant

Kim gave the Financial Report. There were no questions

Report from the Governance Operations Committee – Chair

All matters listed with the Consent Agenda have been distributed to each Member for reading and study, are considered to be routine, and will be enacted by one action of the Board of Directors with no separate discussion. If separate discussion is desired, the item may be removed from the Consent Agenda and placed on the Regular Agenda by request of a Member.

Motion #26-09

To review and approve the North Sound Behavioral Health Administrative Services Organization claims paid from February 1st, 2026, through February 28th, 2026, in the amount of \$5,673,241.31.

- Payroll for the month of February in the amount of \$260,618.63 and associated employer benefits in the amount of \$134,047.00

Barry Buchanan moved the motion for approval, Amanda Franke seconded, all in favor, non-opposed, Motion #26-09 carried

Action Items – Lisa Hudspeth, Contracts Manager

For Board Approval

Compass Health

- North Sound BH-ASO received dedicated crisis stabilization funding in the amount of \$1,192,428 in its January 1, 2026, contract with the Health Care Authority.
 - This funding is designated to support services for non-Medicaid individuals receiving care in newly established crisis stabilization facilities within the North Sound region.
 - The funding allocation was calculated based on the anticipated opening of new crisis stabilization facilities operated by Compass Health (Marc Healing Center – Snohomish County) and Pioneer Human Services (STAR Facility – Skagit County).
 - At this time, the opening date for the Pioneer Human Services crisis stabilization facility is unknown.
 - Currently, continuation or expansion of this funding beyond the initial allocation is unknown and subject to future HCA budget decisions.
- Compass Health recently opened a 16-bed crisis stabilization unit (CSU) at the Marc Healing Center in Everett, WA.
 - One-time funding in the amount of \$750,000 will be allocated for the period of January 1, 2026 to June 30, 2026.
 - This funding will not roll over beyond this period and North Sound will reassess funding allocations once HCA budgets are known for the next contract cycle.

Motion #26-10

NS BH-ASO-COMPASS HEALTH-ICCN-26 AMD 1 to approve one-time funding in the amount of \$750,000 for crisis stabilization services for the period of January 1, 2026, to June 30, 2026.

Amanda Franke moved the motion for approval, George Kosovich seconded, all in favor, none opposed, Motion #26-10 carried

Snohomish County

- In 2025, Snohomish County set aside \$3,000,000 in one-time only funding from the Affordable Housing and Behavioral Health Sales Tax Fund to support start-up and initial operating expenses incurred by Sea Mar Community Health Centers for the Lynnwood Crisis Care Facility.
- North Sound BH-ASO will utilize a 5% admin rate (\$150,000).
- North Sound BH-ASO must first expend all existing state and other funding allocated for operations at the Lynnwood Crisis Care Facility prior to utilizing the Snohomish County funding.
- The period for this one-time funding is January 1, 2025, to December 31, 2026.

Motion #26-11

BH-25-60-01-426 providing one-time funding in the amount of \$3,000,000 for the period of January 1, 2025, to December 31, 2026, to support start-up and initial operating expenses for the Lynnwood Crisis Care Facility.

Barry Buchanan moved the motion for approval, George Kosovich seconded, all in favor, none opposed, motion #26-11 carried

Sea Mar Community Health Centers

- This motion authorizes the downstream distribution of one-time funding received from Snohomish County in the amount of \$2,850,000 to Sea Mar Community Health Centers to support start-up and initial operating expenses at the Lynnwood Crisis Care Facility.
- Sea Mar Community Health Centers must first expend all existing state and other funding allocated for operations at the Lynnwood Crisis Care Facility prior to utilizing this funding.

Motion #26-12

NS-BH-ASO-SEA MAR-ICN-26 AMD 2 providing one-time funding in the amount of \$2,850,000 for the period of January 1, 2026, to December 31, 2026, consistent with the terms of the Snohomish County funding agreement.

George Kosovich moved the motion for approval, Barry Buchanan seconded, all in favor, none opposed, motion #26-12 carried

Report from the Executive Director

JanRose Ottaway Martin, Executive Director

JanRose gave an update on House Bill (HB) 1813 and the National Committee for Quality Assurance (NCQA) standards. She also spoke to the coordination of meetings with Health Care Authority (HCA), state ASO meetings, and the respective provider meetings, inclusive of the contracting and delegation components as well as the required documents relative to moving forward with HB1813.

Crisis Metrics Report

The Crisis Metrics Report was in each members' meeting packet for review

Adjourn – 2:15 p.m.

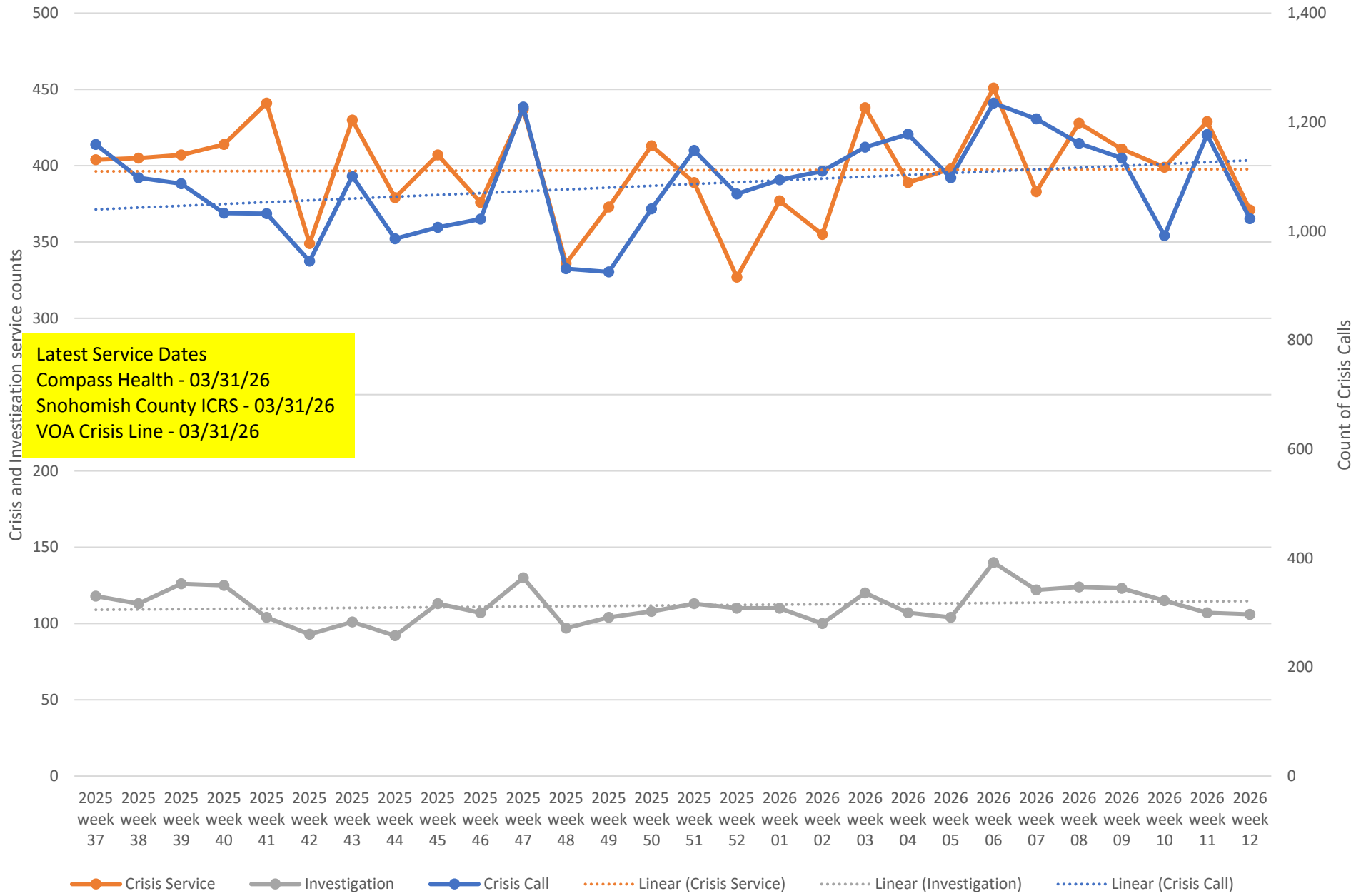
Next Meeting: April 9th, 2026



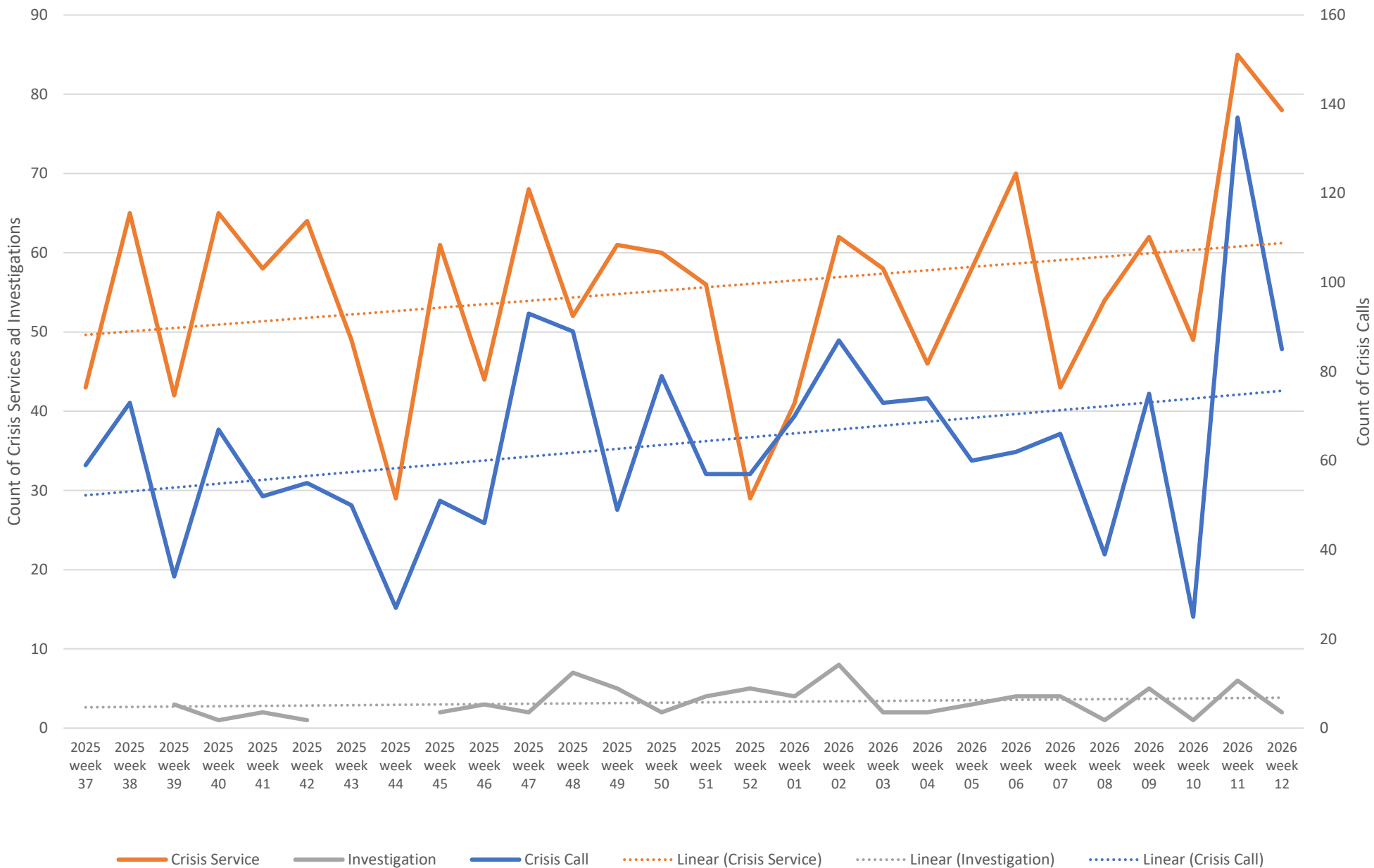
Weekly Crisis Capacity Indicator Snapshot

Page 2	Crisis Data - dates 09/07/25 to 03/21/26
Page 3	Crisis Data: Ages 0-17 - dates 09/07/25 to 03/21/26
Page 4	All DCR Dispatches - dates 09/07/25 to 03/21/26
Page 5	Endorsed Team BH Emergency Episodes (Linked to H2011 Crisis services with ET and UB mod) from 09/07/25 to 03/21/26
Page 6	Mobile Response Episodes (Telehealth Not included) from 09/07/25 to 03/21/26
Page 7	Telehealth Mobile Response Episodes Only from 09/07/25 to 03/21/26
Page 8	Weekly Staff Count - Staff providing Crisis or Investigation services 09/07/25 to 03/21/26
Page 9	Hospital placement locations (Invol and Vol) - No adjustment has been made for timely data - recent weeks likely low
Page 10	Telehealth only, crisis and investigation services from 09/07/25 to 03/21/26
Page 11	Crisis Service Unit Percent - Crisis Service units divided by Crisis units + Investigation units
Page 12	Place of Service -Crisis Services, percent of total by week
Page 13	Place of Service -Investigations, percent of total by week
Page 14	North Sound BH ASO Walkaway Chart 09/07/25 to 03/21/26

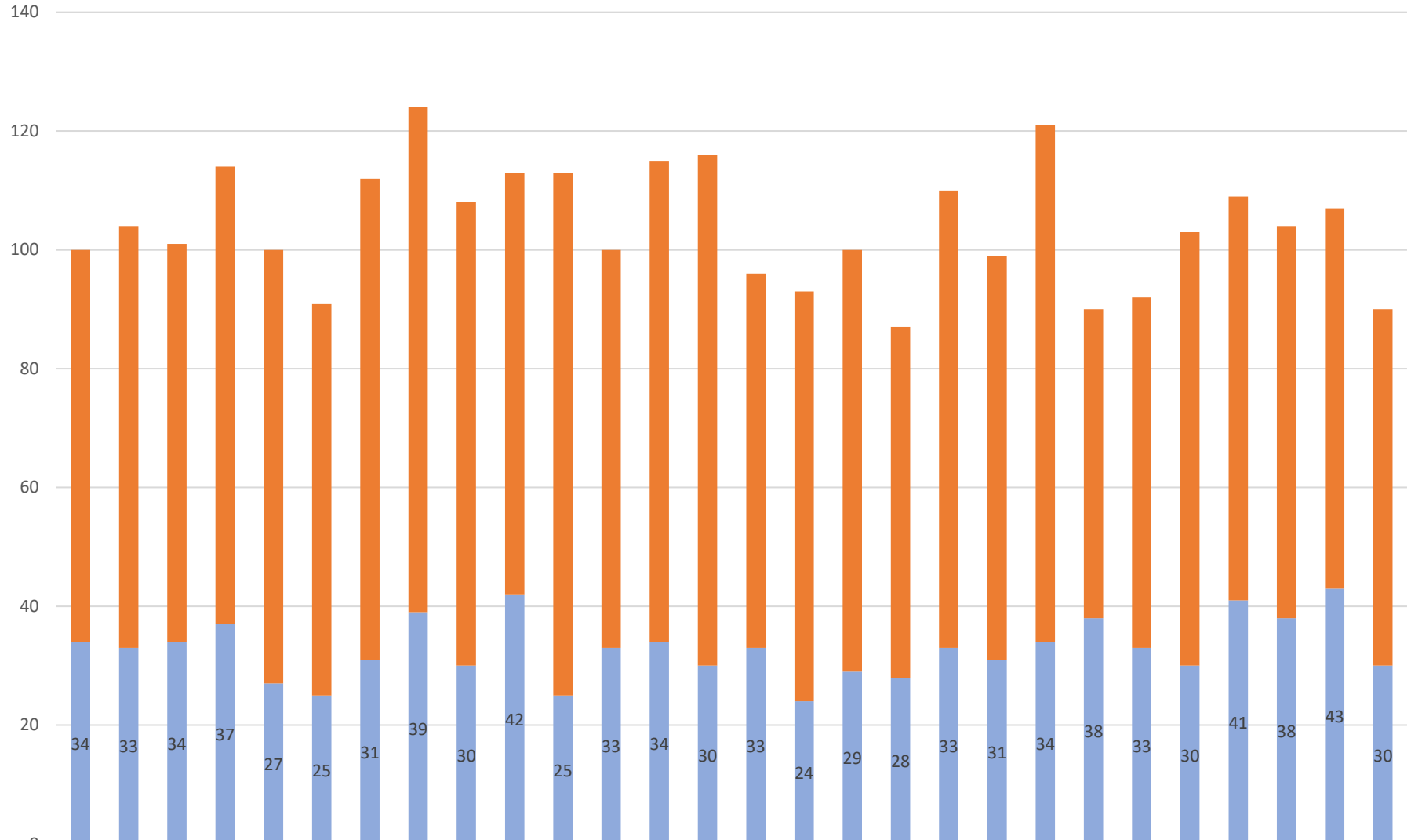
Crisis Data - dates 09/07/25 to 03/21/26



Crisis Data: Ages 0-17 - dates 09/07/25 to 03/21/26



All DCR Dispatches - dates 09/07/25 to 03/21/26



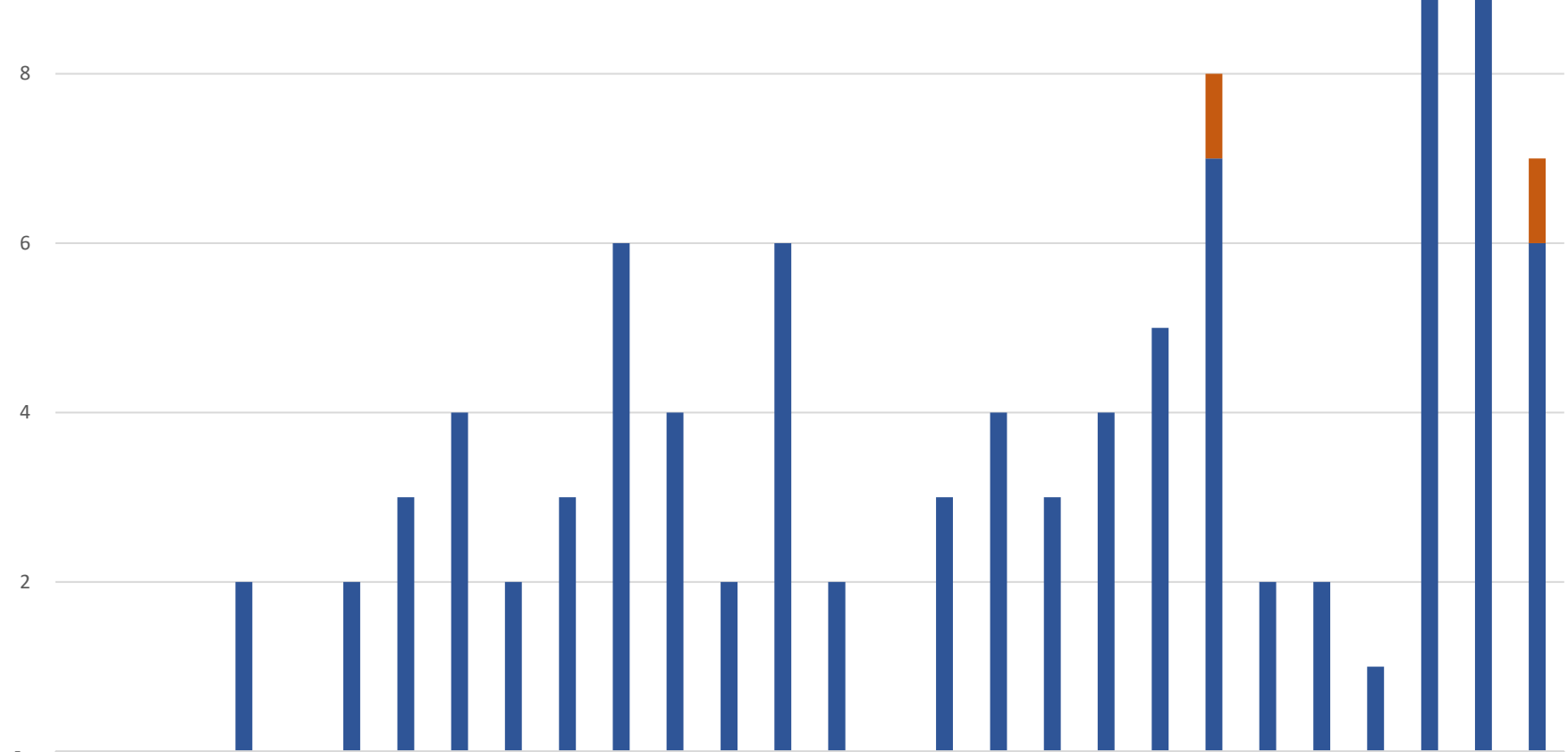
dispatch resulting in other outcome	66	71	67	77	73	66	81	85	78	71	88	67	81	86	63	69	71	59	77	68	87	52	59	73	68	66	64	60
dispatch resulting in detention	34	33	34	37	27	25	31	39	30	42	25	33	34	30	33	24	29	28	33	31	34	38	33	30	41	38	43	30

*Telehealth Endorsed Team Services not included (No requirement for Response time) Telehealth Episodes this Period left off this graph: 41

Endorsed Team BH Emergency Episodes (Linked to H2011 Crisis services with ET and UB mod) from 09/07/25 to 03/21/26

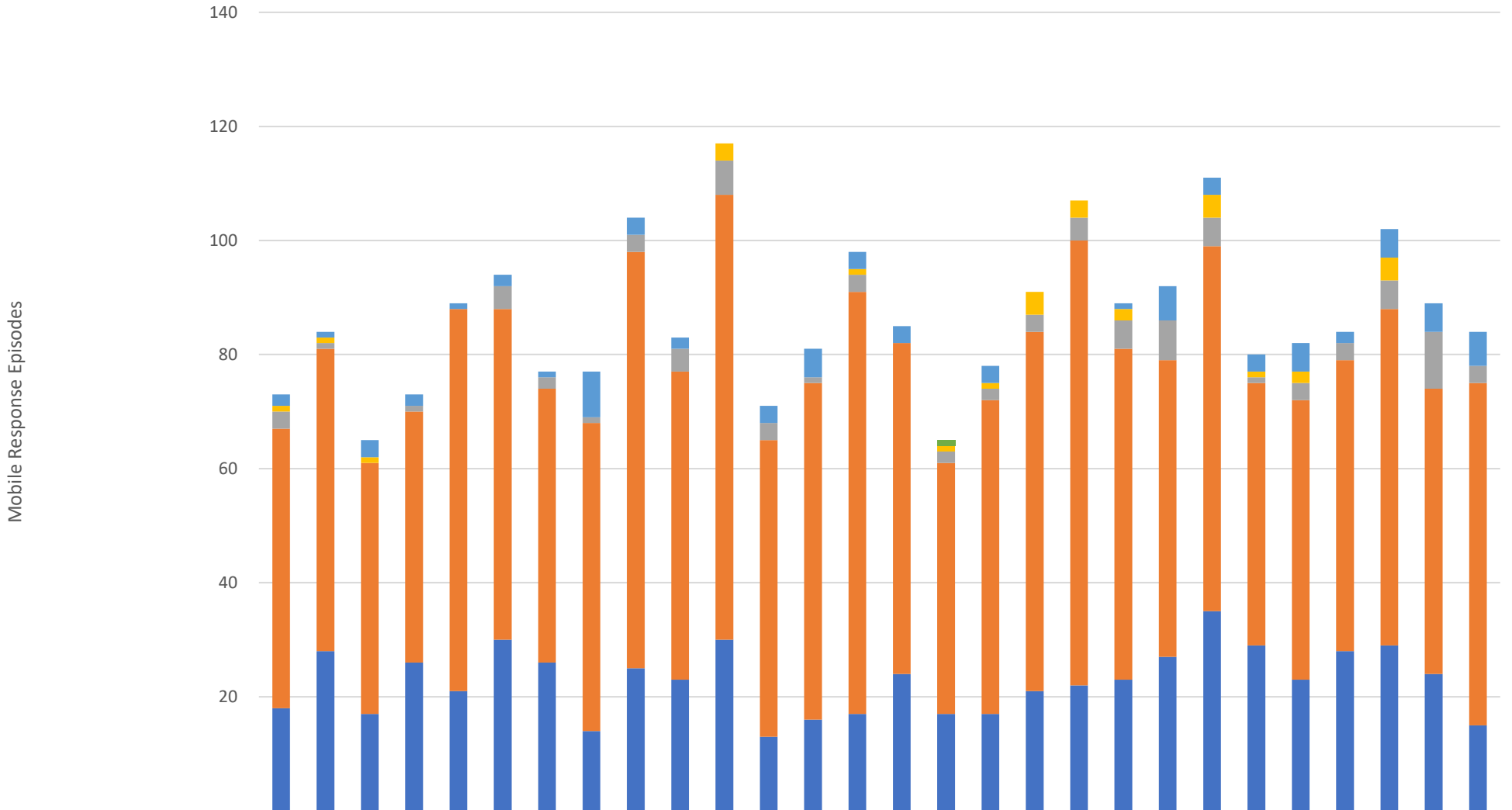
<=15 min to deploy		<=30 min to Arrive		<=20 min to Arrive		<=15 min to deploy				
BH Emergency Rural Met Time Goal	BH Emergency Rural Unmet Time Goal	BH Emergency Suburban Met Time Goal	BH Emergency Suburban Unmet Time Goal	BH Emergency Urban Met Time Goal	BH Emergency Urban Unmet Time Goal	BH Emergency No Service Zip Met Time Goal	BH Emergency No Service Zip Unmet Time Goal	Met Goal	Unmet Goal	Total
30	1	17	-	47	1	-	-	94	2	96
96.8%	3.2%	100.0%	0.0%	97.9%	2.1%			97.9%	2.1%	

Count of Mobile Response BH Emergency Episodes



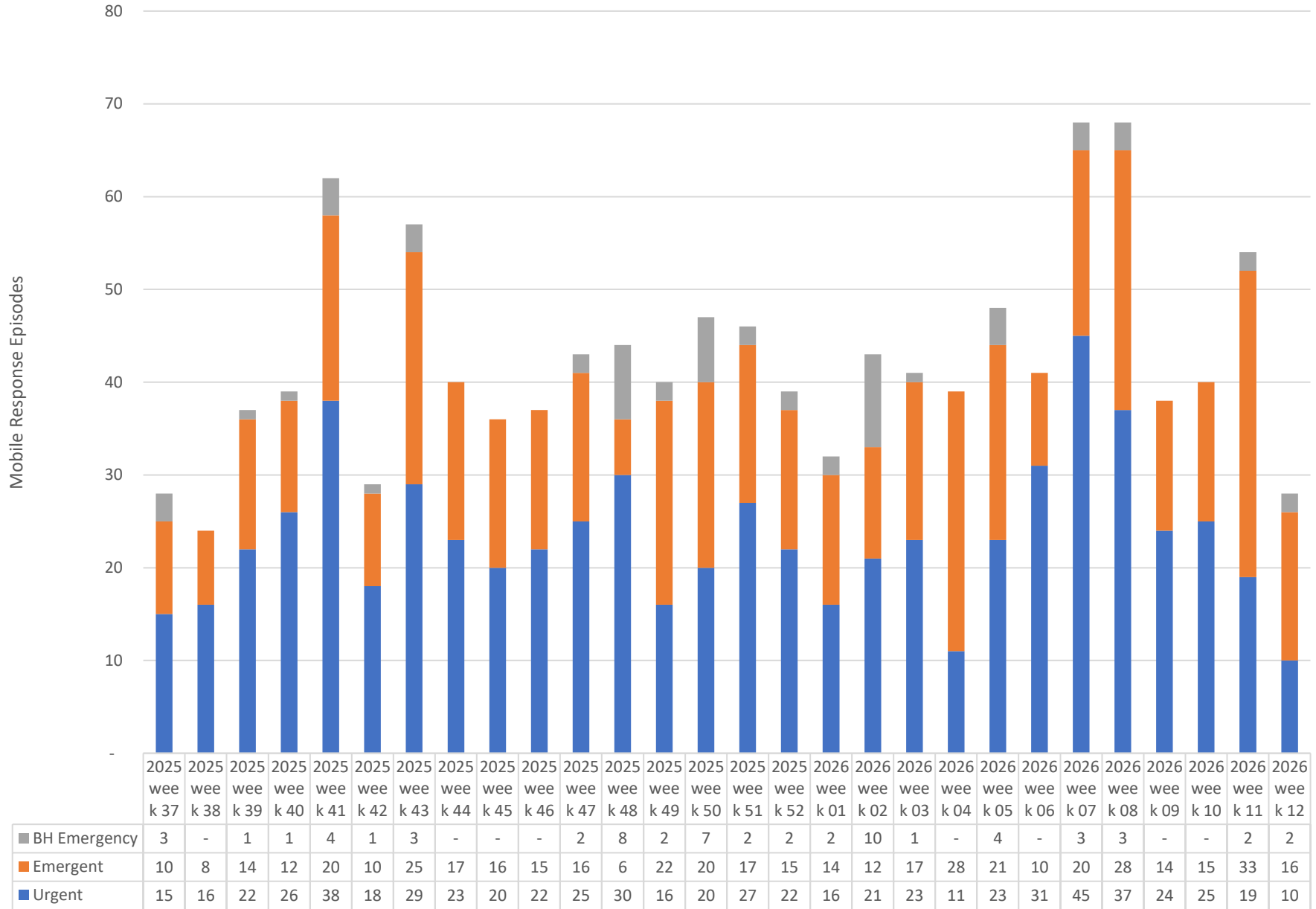
	2025 week 37	2025 week 38	2025 week 39	2025 week 40	2025 week 41	2025 week 42	2025 week 43	2025 week 44	2025 week 45	2025 week 46	2025 week 47	2025 week 48	2025 week 49	2025 week 50	2025 week 51	2025 week 52	2026 week 01	2026 week 02	2026 week 03	2026 week 04	2026 week 05	2026 week 06	2026 week 07	2026 week 08	2026 week 09	2026 week 10	2026 week 11	2026 week 12
Exceeded Time Goal	-	-	-	-	-	-	-	-	-	-	-	-	-	-	-	-	-	-	-	-	-	1	-	-	-	-	-	1
Met Time Goal	-	-	-	2	-	2	3	4	2	3	6	4	2	6	2	-	3	4	3	4	5	7	2	2	1	11	10	6

Mobile Response Episodes (Telehealth Not included) from 09/07/25 to 03/21/26

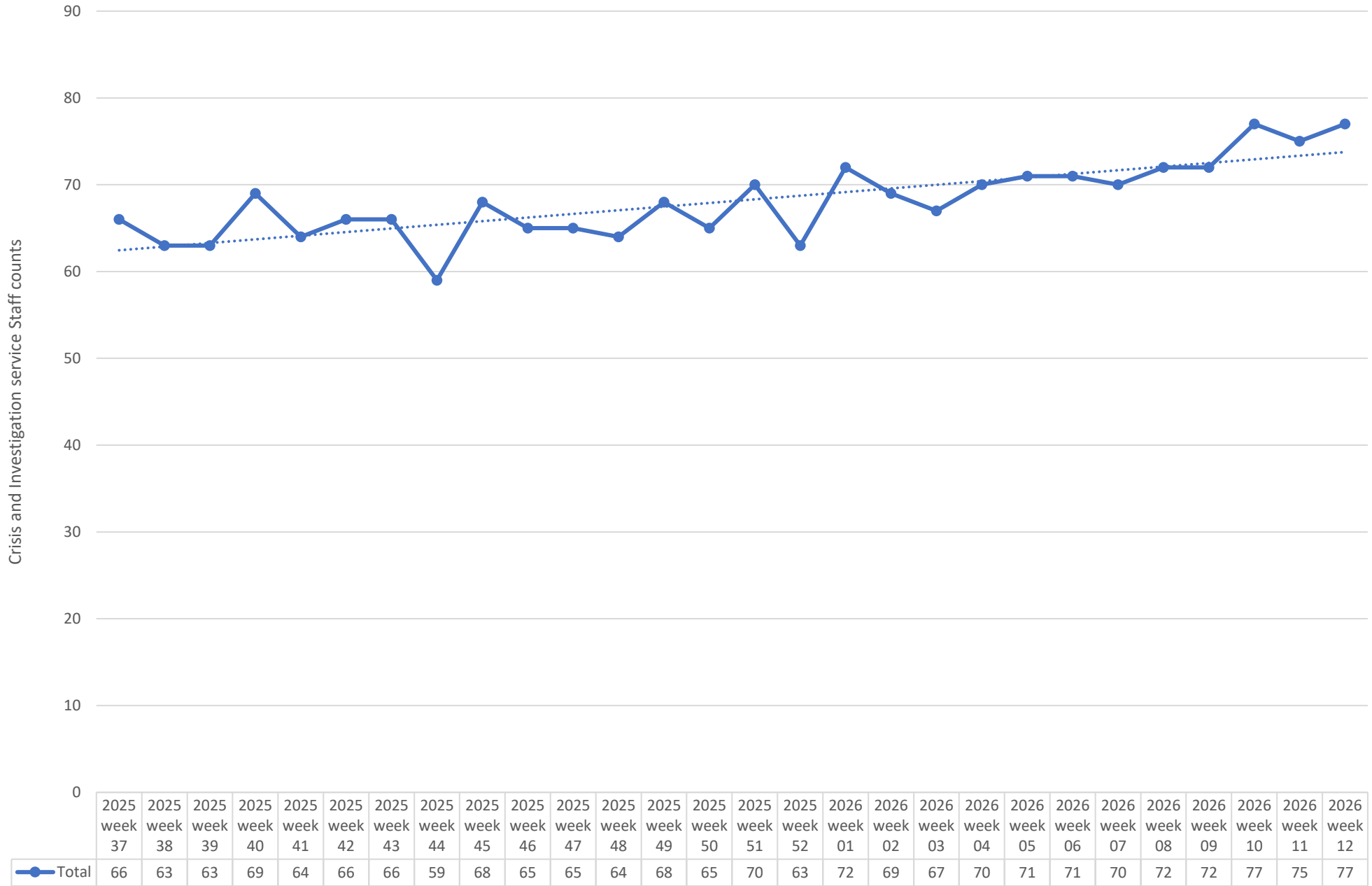


	2025 week 37	2025 week 38	2025 week 39	2025 week 40	2025 week 41	2025 week 42	2025 week 43	2025 week 44	2025 week 45	2025 week 46	2025 week 47	2025 week 48	2025 week 49	2025 week 50	2025 week 51	2025 week 52	2026 week 01	2026 week 02	2026 week 03	2026 week 04	2026 week 05	2026 week 06	2026 week 07	2026 week 08	2026 week 09	2026 week 10	2026 week 11	2026 week 12
BH Emergency No Service Zip	-	-	-	-	-	-	-	-	-	-	-	-	-	-	-	1	-	-	-	-	-	-	-	-	-	-	-	-
BH Emergency Urban	2	1	3	2	1	2	1	8	3	2	-	3	5	3	3	-	3	-	-	1	6	3	3	5	2	5	5	6
BH Emergency Suburban	1	1	1	-	-	-	-	-	-	-	3	-	-	1	-	1	1	4	3	2	-	4	1	2	-	4	-	-
BH Emergency Rural	3	1	-	1	-	4	2	1	3	4	6	3	1	3	-	2	2	3	4	5	7	5	1	3	3	5	10	3
Emergent	49	53	44	44	67	58	48	54	73	54	78	52	59	74	58	44	55	63	78	58	52	64	46	49	51	59	50	60
Urgent	18	28	17	26	21	30	26	14	25	23	30	13	16	17	24	17	17	21	22	23	27	35	29	23	28	29	24	15

Telehealth Mobile Response Episodes Only from 09/07/25 to 03/21/26



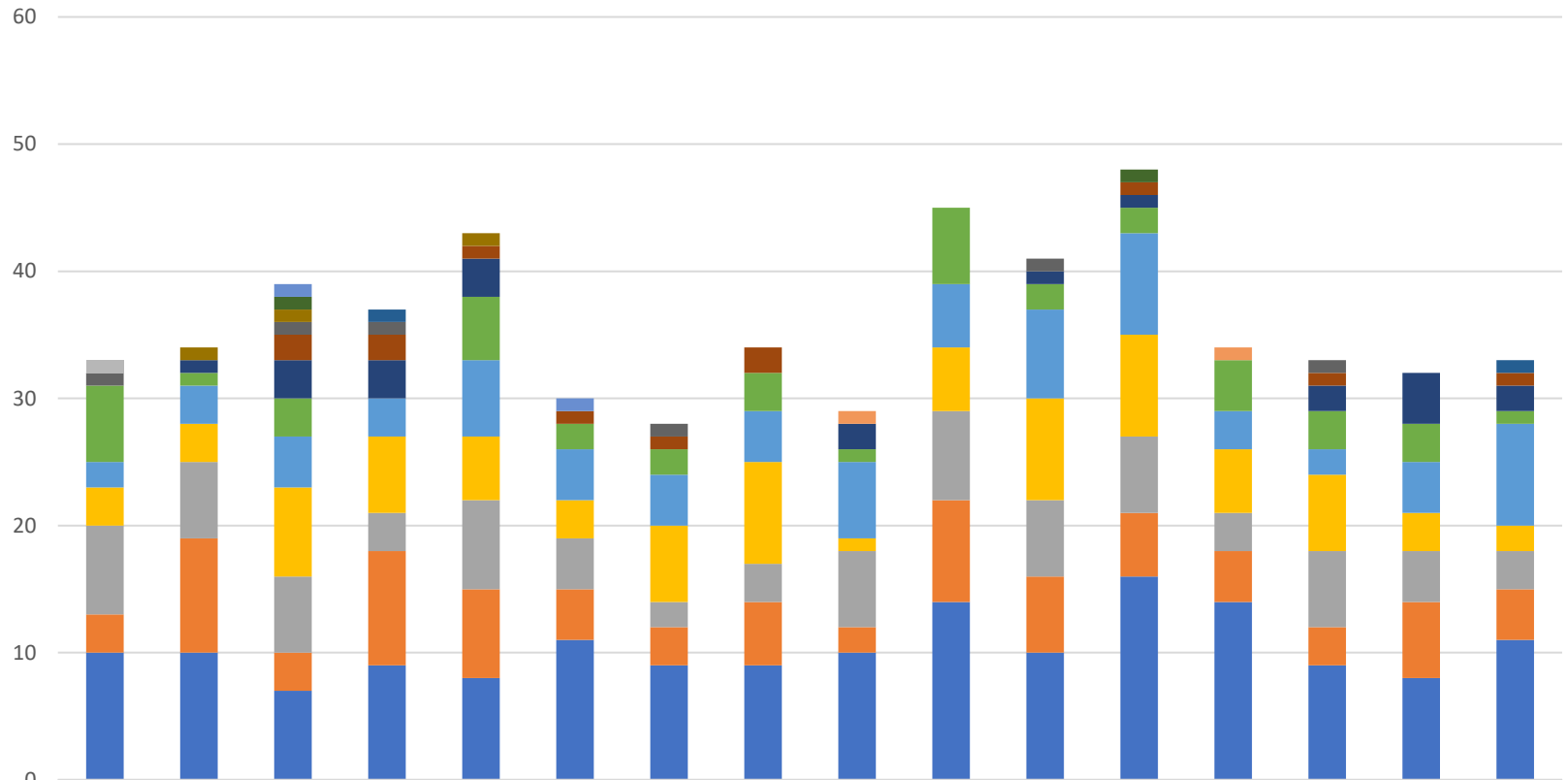
Weekly Staff Count - Staff providing Crisis or Investigation services 09/07/25 to 03/21/26



2026 week 12 ending 01/00/00

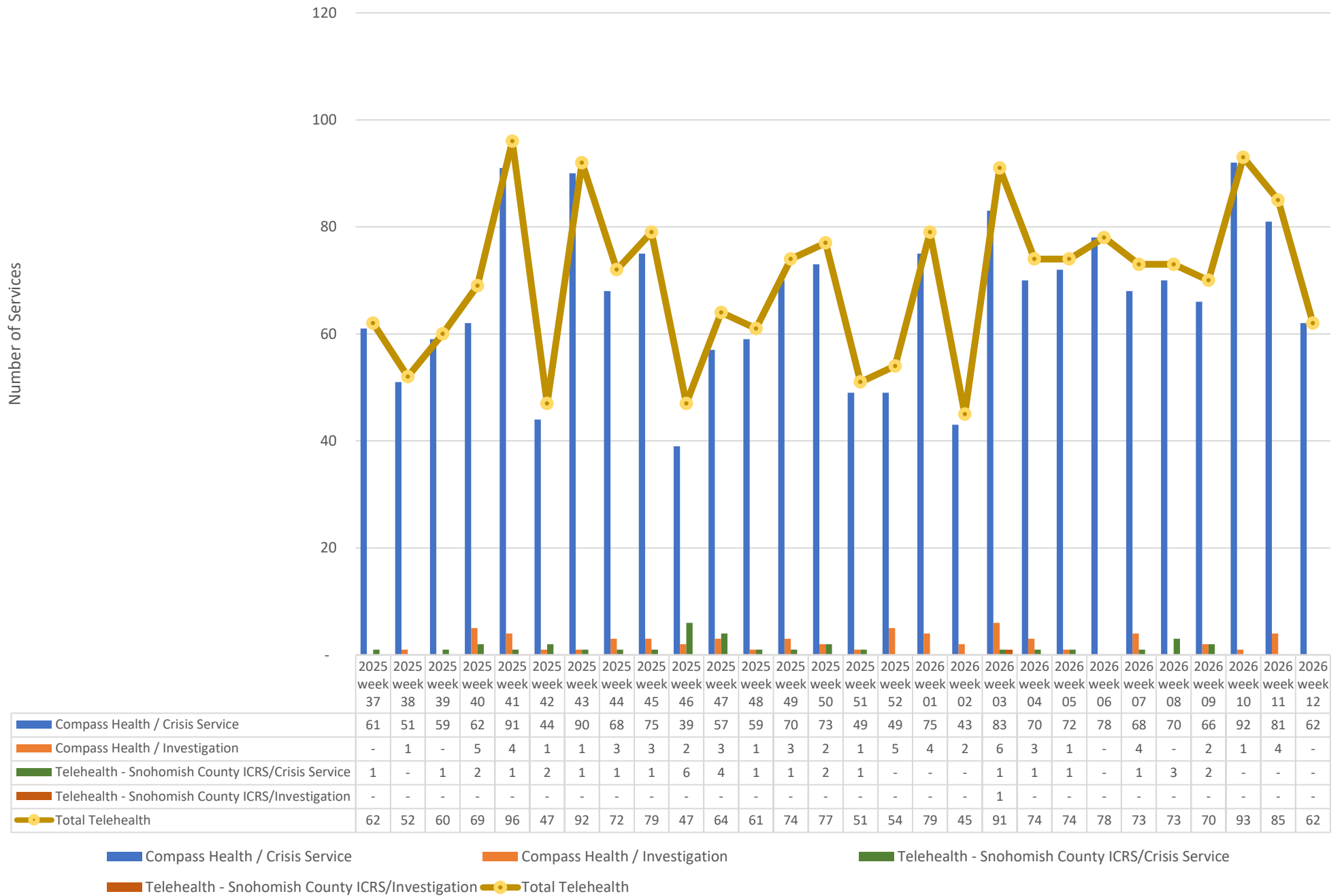
Hospital placement locations (Invol and Vol) - No adjustment has been made for timely data - recent weeks likely low

Count of hospital placement locations in the dispatch record

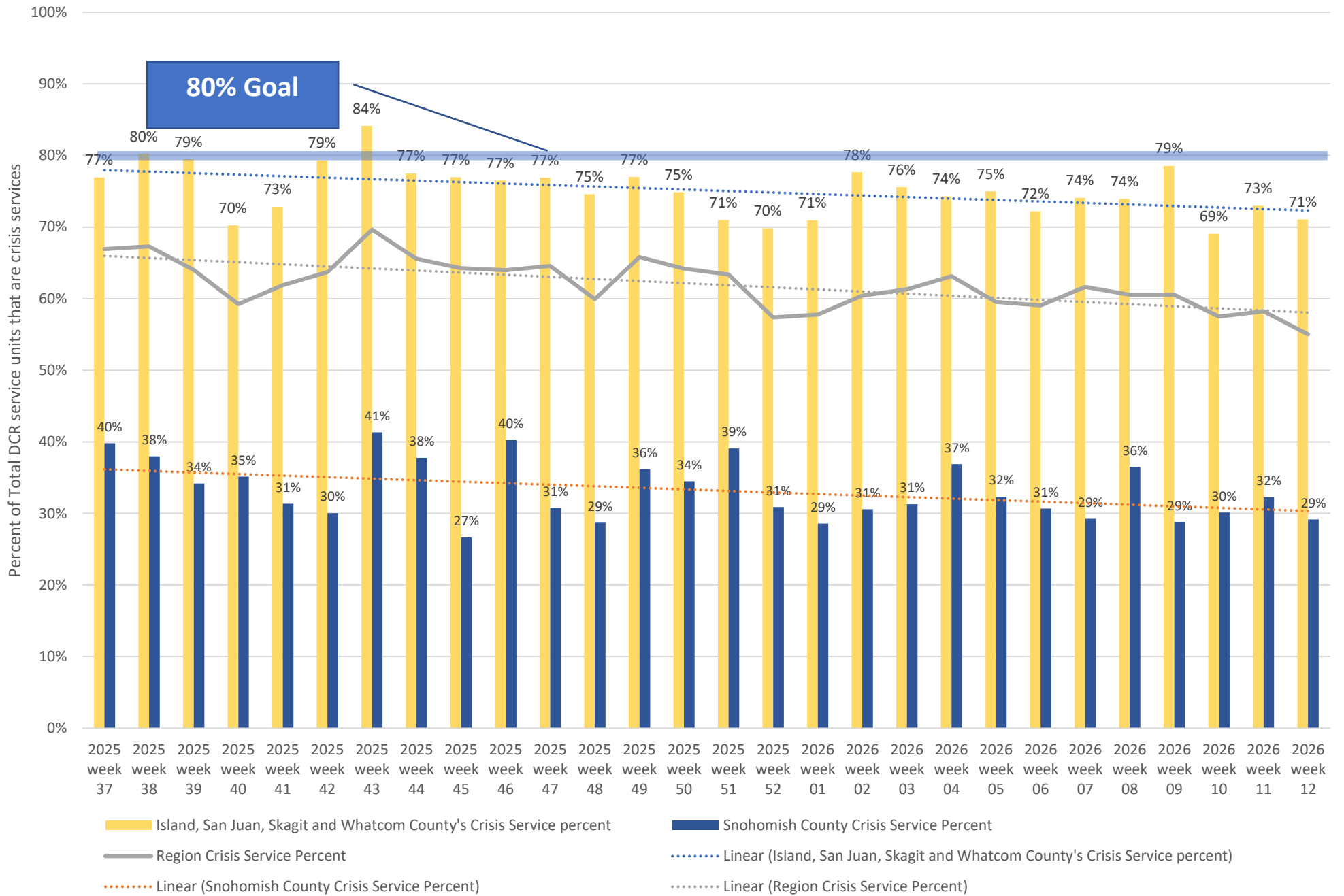


	2025 week 49	2025 week 50	2025 week 51	2025 week 52	2026 week 01	2026 week 02	2026 week 03	2026 week 04	2026 week 05	2026 week 06	2026 week 07	2026 week 08	2026 week 09	2026 week 10	2026 week 11	2026 week 12
VALLEY GENERAL HOSPITAL	1															
Swedish Mill Creek									1				1			
Valley Cities Counseling And Consultation			1			1										
THURSTON/MASON EandT FACILITY			1									1				
Multicare Behavioral Health Inpatient Services - Auburn				1												1
Cascade E&T Center		1	1		1											
Mukilteo	1		1	1			1				1			1		
ABHS Chehalis			2	2	1	1	1	2				1		1		1
Telecare North Sound Evaluation and Treatment		1	3	3	3				2		1	1		2	4	2
BHC Fairfax Hospital INC	6	1	3		5	2	2	3	1	6	2	2	4	3	3	1
SWEDISH EDMONDS	2	3	4	3	6	4	4	4	6	5	7	8	3	2	4	8
Skagit Valley Hospital	3	3	7	6	5	3	6	8	1	5	8	8	5	6	3	2
Peacehealth Bellingham	7	6	6	3	7	4	2	3	6	7	6	6	3	6	4	3
SMOKEY POINT BEHAVIORAL HOSPITAL	3	9	3	9	7	4	3	5	2	8	6	5	4	3	6	4
Providence Everett	10	10	7	9	8	11	9	9	10	14	10	16	14	9	8	11

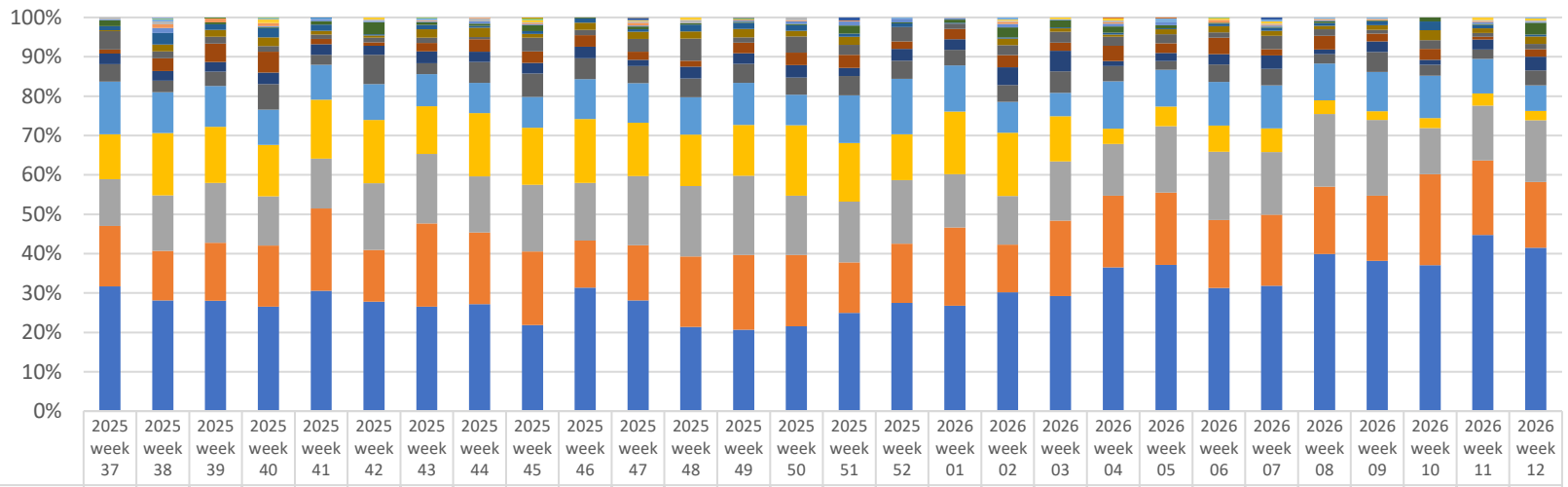
Telehealth only, crisis and investigation services from 09/07/25 to 03/21/26



Crisis Service Unit Percent - Crisis Service units divided by Crisis units + Investigation units

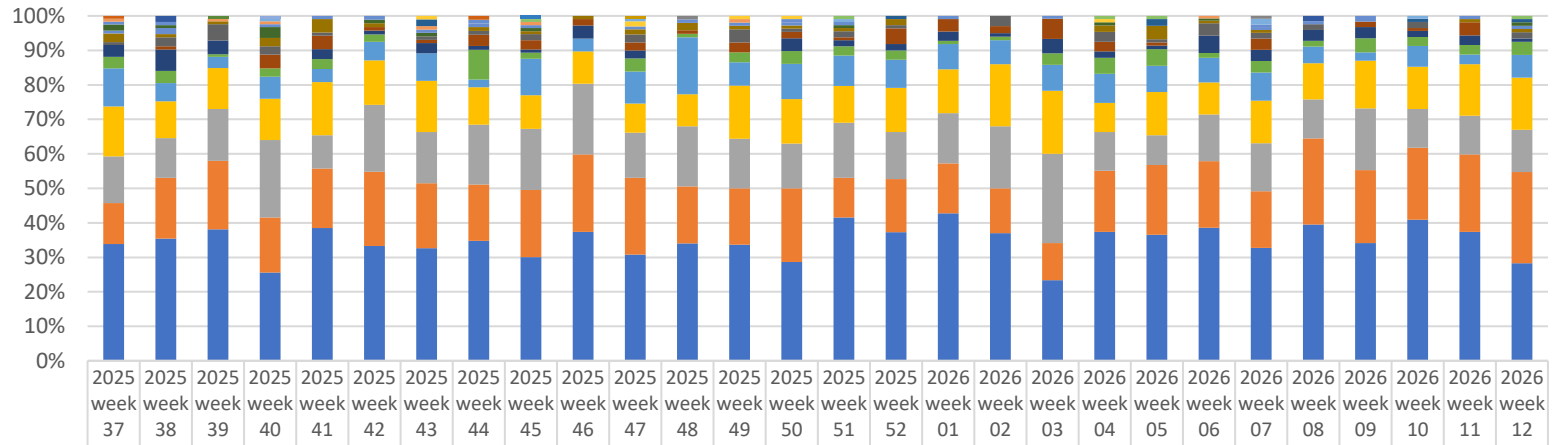


Place of Service -Crisis Services, percent of total by week



	2025 week 37	2025 week 38	2025 week 39	2025 week 40	2025 week 41	2025 week 42	2025 week 43	2025 week 44	2025 week 45	2025 week 46	2025 week 47	2025 week 48	2025 week 49	2025 week 50	2025 week 51	2025 week 52	2026 week 01	2026 week 02	2026 week 03	2026 week 04	2026 week 05	2026 week 06	2026 week 07	2026 week 08	2026 week 09	2026 week 10	2026 week 11	2026 week 12	
Non residential Substance Abuse Treatment Facility								1																					
Residential SUD		1																											
Indian Health Service Provider-based Facility			1																										
Independent Clinic				1																									
Hospice									1																				
Urgent Care Facility										1		1																	
Community Mental Health Center											2		1							1	1								
Custodial Care Facility											2												2						
Skilled Nursing Facility		1		1			1		2				1									1							
Nursing Facility		2		1	1		2									1						4		2	1	1			
Temporary Lodging				4		2			2		1	2															3	2	
Psych. Residential	2	3				1		3	1		2	3					3										1	1	
On Campus Outpatient Hospital		4	4	3			1		1		3			1	1	1													
Group Home	1	5		1	2	1	1	2	1		1		1	3	4	3	1	3	1	3	3							2	1
Assisted Living Facility	6		2	1	4	11	3	2	6	1	3	1	1	1	8	1	3	9	8	6	3	1	1	2	1	4	1	11	
Homeless Shelter	4	12	6	10	7	1	5	2	3	4	3	6	6	6	3	3	1	1	1	2	1	3	3	3	4	9	4	2	
School	1	7	7	9	4	2	9	9	4	7	8	6	8	6	8				6	4	2	5	7	5	4	5	10	5	7
Inpatient Hospital	19	7	7	6	5	4	6	2	14	5	14	19	5	17	10	12	5	9	12	9	9	6	13	7	4	9	4	5	
Unassigned	4	13	19	22	6	3	9	12	12	11	9	5	10	13	13	6	10	11	9	15	10	19	6	15	8	11	3	7	
Inpatient Psychiatric Facility	11	10	10	12	12	8	13	10	11	11	7	10	10	13	8	10	10	16	23	5	8	12	13	5	11	5	11	13	
Prison Correctional Facility	18	12	15	27	11	26	12	20	24	20	19	16	18	18	19	15	15	15	24	15	9	20	16	10	21	11	10	14	
Emergency Room Hospital	54	42	42	37	39	32	35	29	32	38	44	32	40	32	47	46	44	28	26	47	37	50	42	40	41	43	38	24	
Other Place of Service	46	64	58	54	66	56	52	61	59	61	59	44	48	48	58	38	60	57	50	15	20	30	23	15	9	10	13	9	
Home	48	57	62	52	56	59	76	54	69	55	77	60	75	62	60	53	51	44	66	51	67	78	61	79	79	47	60	58	
Telehealth	62	51	60	64	92	46	91	69	76	45	61	60	71	75	50	49	75	43	84	71	73	78	69	73	68	92	81	62	
Office	128	114	114	110	135	97	114	103	89	118	123	72	77	89	97	90	101	107	128	142	148	141	122	171	157	148	192	154	

Place of Service -Investigations, percent of total by week



	2025 week 37	2025 week 38	2025 week 39	2025 week 40	2025 week 41	2025 week 42	2025 week 43	2025 week 44	2025 week 45	2025 week 46	2025 week 47	2025 week 48	2025 week 49	2025 week 50	2025 week 51	2025 week 52	2026 week 01	2026 week 02	2026 week 03	2026 week 04	2026 week 05	2026 week 06	2026 week 07	2026 week 08	2026 week 09	2026 week 10	2026 week 11	2026 week 12	
Temporary Lodging				1																									
Indian Health Service Provider-based Facility			1																										
Hospice									1																				
Urgent Care Facility													1																
School												1											1						
Non residential Substance Abuse Treatment Facility	1								1																				
Residential SUD		2																						2					
Community Mental Health Center									1						1						1	1						1	
Custodial Care Facility				1								1			1								2			1			
On Campus Outpatient Hospital							1					2		1	1						1								
Nursing Facility							2									1						2				1		1	
Skilled Nursing Facility	1		1	1			1		1				1										1						
Homeless Shelter	1	1		1	1	1	1	1	1				1	1	1									1					
Assisted Living Facility	2	1		4		1	1		1						1						1	1						1	
Psych. Residential	1	2						1				1	1				1		1					1	1	2		1	1
Office	3	1	1	3	4	1		1	1	1	2	2	1	1	1	2					2	4	1	1			1	1	
Unassigned	1	3	6	3	1		1	1	2		3		4	1	2	1		3		3	3	1	5	2	2		2	2	
Telehealth		1		5	4	1	1	3	3	2	3	1	3	2	1	5	4	2	7	3	1		4		2	1	4		
Other Place of Service	4	7	5		3	1	3	1	1	4	3			4	2	2	3	1	5	2	1	7	4	4	4	2	3	1	
Group Home	4	4	1	3	3	2		8	2		5	1	3	4	3	3	1	1	4	5	5	2	4	2	5	3	3	4	
Inpatient Hospital	13	6	4	8	4	5	8	2	12	4	12	16	7	11	10	9	8	7	9	9	8	10	10	6	3	7	3	7	
Inpatient Psychiatric Facility	17	12	15	15	16	12	15	10	11	10	11	9	16	14	12	14	14	18	22	9	13	13	15	13	17	14	16	16	
Prison Correctional Facility	16	13	19	28	10	18	15	16	20	22	17	17	15	14	18	15	16	18	31	12	9	19	17	14	22	13	12	13	
Home	14	20	25	20	18	20	19	15	22	24	29	16	17	23	13	17	16	13	13	19	21	27	20	31	26	24	24	28	
Emergency Room Hospital	40	40	48	32	40	31	33	32	34	40	40	33	35	31	47	41	47	37	28	40	38	54	40	49	42	47	40	30	

North Sound BH ASO Walkaway Chart 09/07/25 to 03/21/26

